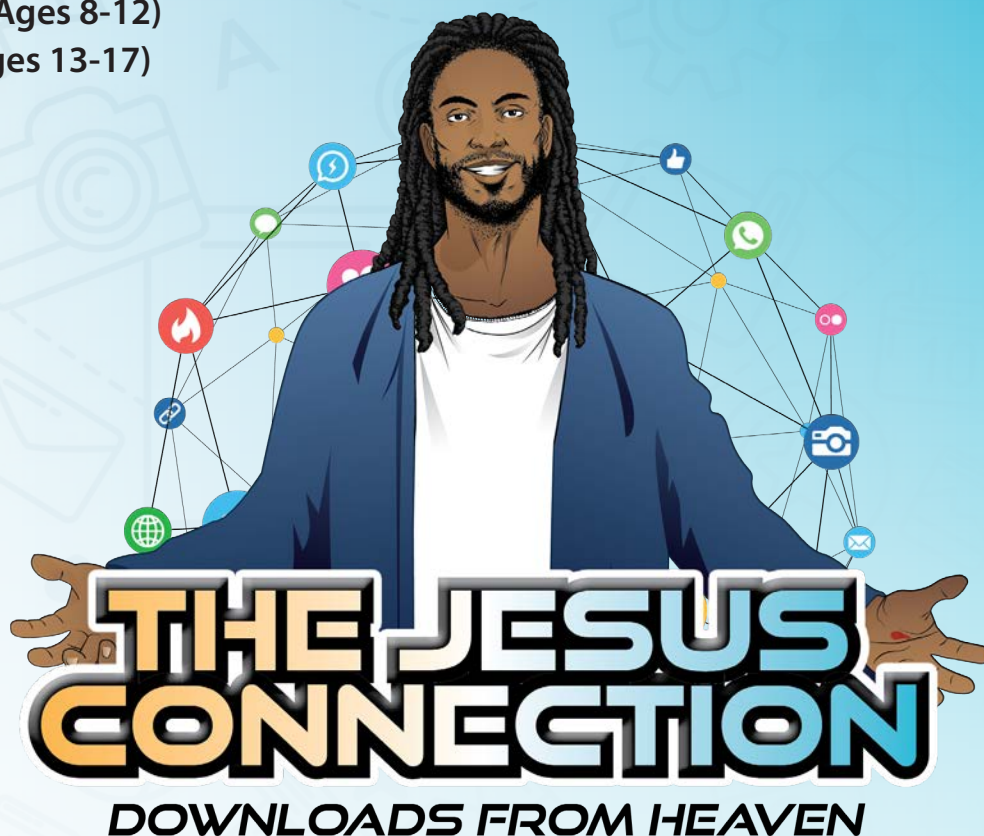


**Student & Teacher
Lessons for:**

Children (Ages 7 and under)

Juniors (Ages 8-12)

Teens (Ages 13-17)



YOUTH AND CHILDREN LESSON SAMPLER

*"ALL PRAISE TO GOD, THE FATHER OF OUR LORD
JESUS CHRIST, WHO HAS BLESSED US WITH EVERY
SPIRITUAL BLESSING IN THE HEAVENLY REALMS
BECAUSE WE ARE UNITED WITH CHRIST."*

(EPHESIANS 1:3, NLT)



YOUTH AND CHILDREN LESSON SAMPLER

Children Student Folder and Teacher Book
Junior Student Folder and Teacher Book
Teen Student Folder and Teacher Book



"The Jesus Connection: Downloads from Heaven" Youth and Children Lesson Sampler. Published by UMI (Urban Ministries, Inc.), P.O. Box 436987, Chicago, IL 60643-6987. Founder and Chairman: Melvin E. Banks Sr., LittD; President and CEO: C. Jeffrey Wright, JD; Content Lead: Allen Reynolds; Developmental Editor: Crystal Duncan.

Copyright©: 2025 by UMI. All rights reserved. Printed in the United States. All proper names mentioned in this publication are fictional unless otherwise indicated. **NO PART OF THIS PUBLICATION MAY BE REPRODUCED IN ANY FORM WITHOUT THE WRITTEN PERMISSION OF THE PUBLISHER.**

Children Student Folders

Lesson 1: A Life of Purpose
ISBN: 979-8-88976-348-2

Junior Student Folders

Lesson 1: A Life of Purpose
ISBN: 979-8-88976-352-9

Teen Student Folders

Lesson 1: A Life of Purpose
ISBN: 979-8-88976-354-3

Children Teacher Book

Lesson 1: A Life of Purpose
ISBN: 979-8-88976-347-5

Junior Teacher Book

Lesson 1: A Life of Purpose
ISBN: 979-8-88976-351-2

Teen Teacher Book

Lesson 1: A Life of Purpose
ISBN: 979-8-88976-353-6

YOUTH AND CHILDREN LESSON SAMPLER

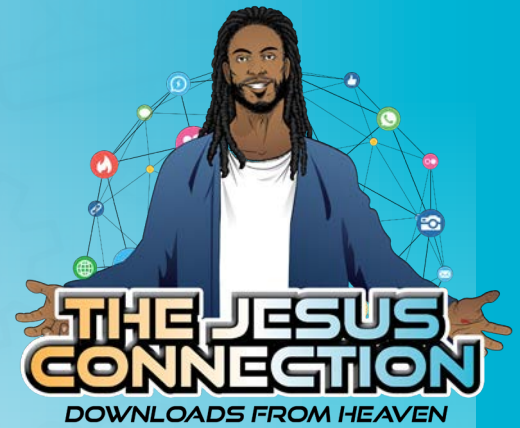


Table of Contents

*"ALL PRAISE TO GOD, THE FATHER OF OUR LORD JESUS CHRIST,
WHO HAS BLESSED US WITH EVERY SPIRITUAL BLESSING IN THE
HEAVENLY REALMS BECAUSE WE ARE UNITED WITH CHRIST."
(EPHESIANS 1:3, NLT)*

CHILDREN STUDENT FOLDER

Lesson 1: A Life of Purpose 2

CHILDREN TEACHER BOOK

Lesson 1: A Life of Purpose 6

JUNIOR STUDENT FOLDER

Lesson 1: A Life of Purpose 8

JUNIOR TEACHER BOOK

Lesson 1: A Life of Purpose 12

TEEN STUDENT FOLDER

Lesson 1: A Life of Purpose 15

TEEN TEACHER BOOK

Lesson 1: A Life of Purpose 19

CHILDREN

SHARERS



LESSON 1



I Have Purpose!

Jeannie's grandma was very tired. She had cleaned the whole house and washed the clothes.

Jeannie wanted to help her.

"Grandma, can I cook the dinner?"

Grandma smiled, "Jeannie, you are too small to cook. Maybe you could hand me a potato for the soup."

"Okay," said Jeannie, "but I really want to do something big."

Then Grandma remembered something. The big plant in Jeannie's room needed to be watered. Grandma filled the pitcher with water and handed it to Jeannie.

Jeannie was happy to have a purpose in helping. She was helping take care of God's world and helping her grandma.

Jeannie was happy to have a purpose in helping. She was helping take care of God's world and helping her grandma.





WHAT'S TRENDING

Genesis 1:26–31



A Life of Purpose

God made everything beautiful. God made you and me to take care of His beautiful world. God created a beautiful world. It had pretty flowers, wholesome vegetables, and amazing trees. It had birds that fly and some that walk. It had all kinds of animals, both big and small. It had water with all different kinds of fish.

At first this wonderful world had everything, but no people to enjoy it. Then God said that He would make a man and a woman to enjoy all that He made. They were to have children. Do you know why? So they can help take care of God's creation, too. And most of all, God made us with purpose so He could love us and we could worship Him.

Key Word for the Day

"So God created man in his own image, in the image of God he created him; male and female he created them" (Genesis 1:27, NIV).

UMI MISSION STATEMENT

We are called of God to create, produce, and distribute quarterly Christian education products; to deliver exemplary customer service; and to provide quality Christian educational services, which will empower God's people, especially within the Black community, to evangelize, disciple, and equip people for serving Christ, His kingdom, and church.


CHILDREN STUDENT FOLDERS, "The Jesus Connection: Downloads from Heaven" Published in 10 lesson folders by UMI (Urban Ministries, Inc.), P.O. Box 436987, Chicago, IL 60643-6987. Founder: Melvin E. Banks Sr., LittD; President and CEO: C. Jeffrey Wright, JD; Content Lead: Allen Reynolds, M.Div; Developmental Editor: Crystal Duncan. Copyright©: 2025 by UMI. All rights reserved. Printed in the United States. All proper names mentioned in this publication are fictional unless otherwise indicated. NO PART OF THIS PUBLICATION MAY BE REPRODUCED IN ANY FORM WITHOUT THE WRITTEN PERMISSION OF THE PUBLISHER. All Scripture is taken from the HOLY BIBLE, NEW INTERNATIONAL VERSION® unless otherwise indicated. Copyright: 1973, 1978, 198, 2011 by International Bible Society. Used by permission of Zondervan. All Rights Reserved. To order contact: 1-800-860-8642 or urbanministries.com.

UPDATING SOFTWARE: ACTIVITY 1




Read the poem and fill in the blanks with pictures.

Ant



God made the _____
with baggy knees, And a
wonderful trunk that can pull
up the trees;

Fish



Elephant



God made the _____ that works
hard gathering food, I think that such hard
work is wonderfully good;

God made the _____ that flies in
the sky, I wish I could fly; I can't; I wonder why;

God made the _____ that swims
in the sea, He swims in a school, but he's
not as smart as me;



God made _____
oh marvelous me, I'm
the most wonderful thing
you can see!




Bird



UPDATING SOFTWARE: ACTIVITY 2

Color the picture of the things in the world you can take care of.



Child's Name: _____

CHILDREN LESSON 1

SHARERS OF CHRIST



STEP 1: SIGNING ON

(Background Research and Preparation for Lesson)

Scripture Study: Genesis 1:26–31

Lesson Focus: God created us for a purpose.

Suggested Materials: Children Student Folders, UMI Craft Booklet, Application Posters, pens, paper, extra Bibles.

Bible Background

For six days God worked, putting the world in place. What a beautiful world God had made! He Himself had said that it was good.

However, God's world was incomplete because there was no one to enjoy it or to care for it. On the sixth day, God made man out of the dust of the earth and breathed into him the breath of life. Since he was made in God's image and likeness, man had intelligence and character. He had the ability to worship and love God. God also gave man the responsibility to be the steward of His creation.

God put Adam to sleep and from his rib made a woman. The man said, "This is now bone of my bones and flesh of my flesh; she shall be called 'woman; for she was taken out of man.'" Together they were to be a team, working as stewards of God's creation.

Their job was to take care of the Garden of Eden. Adam was told to give names to all of the animals of the field, and to every bird of the air. Because of the intelligence that God had given to Adam, he was able to do it. The animals were all called by whatever name Adam gave them.

STEP 2: UPDATING

(Opening and Preparing for the Lesson)

Opening Activity

Teacher: "How many of you have ever been to the zoo?" (Wait for responses.)

Teacher: "What do you see at the zoo?" (Allow time for students to respond. If they do not mention it, talk about the zookeepers who take care of the animals.)

Teacher: "In the same way, we must take care of the world around us. We must take care of the animals, flowers, trees, and our friends and families."

STEP 3: DOWNLOADING

(Present Activities to Communicate the Lesson Scripture)

Bible Story: A Life of Purpose

(Display the Bible picture from the Bible Storybook for Lesson 1. Read the Bible story with students.)

God made everything beautiful. God made you and me to take care of His beautiful world. God created a beautiful world. It had pretty flowers, wholesome vegetables, and amazing trees. It had birds that flew and some that walked. It had all kinds of animals, both big and small. It had water with all different kinds of fish.

At first this wonderful world had everything, but no people to enjoy it. Then God said that He would make a man and a woman to enjoy all that He made. They were to have children. Do you know why? So, they can help take care of God's creation, too. And most of all, God made us with purpose so He could love us and we could worship Him.

Key Word for the Day

"So God created man in his own image, in the image of God he created him; male and female he created them" (Genesis 1:27, NIV).

For Further Discussion:

Teacher: "What do you see in the mirror? You see your 'image.' God made people in His image. That means that God made us like Him. We can think, we can make things, and we can take care of things. That is what the Bible means when it says that we are created in the image of God."

Read the verse through together several times until the children can repeat it from memory. Help your students look up the verse in their Bibles to read it in its entirety.

CHILDREN LESSON 1

STEP 4: SCROLLING

Storytime: I Have Purpose!

(Display the front cover of the student folder. Have the children sit and follow along as you read the story aloud.)

Jeannie's grandma was very tired. She had cleaned the whole house and washed the clothes.

Jeannie wanted to help her. "Grandma, can I cook the dinner?"

Grandma smiled, "Jeannie, you are too small to cook. Maybe you could hand me a potato for the soup."

"Okay," said Jeannie, "but I really want to do something big."

Then Grandma remembered something. The big plant in Jeannie's room needed to be watered. Grandma filled the pitcher with water and handed it to Jeannie.

Jeannie was happy to have a purpose in helping. She was helping take care of God's world and helping her grandma.

Updating

Have a volunteer read the instructions on page 3 of the student book. Then have the children identify the pictures and words. If most of the students are hesitant readers, read the completed poem, have one student read the poem aloud and let them fill in the blanks under guidance. If students are fluent readers, they may do this page independently. When the activity is completed have one student read the poem aloud with all the words filled in.

Turn to page four and read directions. Allow students time to color the pictures.

STEP 5: POSTING

(Next Steps for Personal Application of God's Word)

Application Poster

Display the Application Poster where it can be seen by all students. Hopefully, it can remain on display during all of the sessions.

Children Craft Packet

Refer to the UMI Craft Booklet for instructions on "One of God's Children."

Snack Time

Use the Teacher's Guide for directions on the snack "Favorite Animal."

Game Time

Use the Teacher's Guide for directions on the game "Name That Animal."

STEP 6: SIGNING OFF

(Review and Closing)

Worship Time

Use the *Jesus Connection Songbook* link.

Begin worship time by singing the theme song. Hum through the song and encourage the children to hum along with you. This will help them begin learning the tune. You may also sing the song "My God is So Big." Pointing to each of the children, say, "God made _____ (call all of the children's names)." This makes them feel special.

Clean-Up

This is a good time to begin the groundwork for teaching skills of neatness and cooperation. Tell the children that they can be God's helpers as they clean up the room and prepare to go home. Send student folders and crafts home.

Closing

Have students repeat the following prayer: "Dear Lord, we thank You for creating animals, fruit, vegetables, trees, flowers, birds, and most of all, for creating us! Help us to take care of the things You made. Amen."

JUNIOR

FOLLOWERS



LESSON 1



I Have Purpose

It was Saturday morning. Mrs. Brown wanted to finish planning the family meals for next week. Unfortunately, her daughter was distracting her.

"Rachelle, what's the problem? You've been moping around this house for the past thirty minutes."

"I'm just so bored," Rachelle complained, as she plopped down on the sofa. "There's nothing to do."

Mrs. Brown thought for a moment. "Have you taken care of your room?"

"No," said Rachelle.

"Fed the fish?" asked Mrs. Brown.

"Not yet," said Rachelle.

"Have you at least put away your clothes?"

Rachelle shook her head.

Mrs. Brown smiled and patted her daughter's head. "Seems to me there's plenty for you to do. Take care of your responsibilities. Then we'll talk about the rest of the day."

After Rachelle did her chores, the entire family went to their church's picnic. After everyone finished the games, it was Rachelle's job to help serve the punch. She was proud and happy.

Mrs. Brown looked at how hard her daughter was working. She said a quiet prayer, "Lord, thank you for Rachelle. I ask that you lead her to the purpose that she was created to do in this world. Not just today, but every day."





WHAT'S TRENDING

Genesis 1:26–31, NIV



A Life of Purpose

Genesis 1:26 Then God said, “Let us make mankind in our image, in our likeness, so that they may rule over the fish in the sea and the birds in the sky, over the livestock and all the wild animals, and over all the creatures that move along the ground.”

27 So God created man in his own image, in the image of God he created them; male and female he created them.

28 God blessed them and said to them, “Be fruitful and increase in number; fill the earth and subdue it. Rule over the fish in the sea and the birds in the sky and over every living creature that moves on the ground.”

29 Then God said, “I give you every seed-bearing plant on the face of the whole earth and every tree that has fruit with seed in it. They will be yours for food.

30 And to all the beasts of the earth and all the birds in the sky and all the creatures that move along the ground—everything that has the breath of life in it—I give every green plant for food.” And it was so.

31 God saw all that he had made, and it was very good. And there was evening, and there was morning—the sixth day.

Key Word for the Day

“So God created man in his own image, in the image of God he created him; male and female he created them” (Genesis 1:27, NIV).

UMI MISSION STATEMENT

We are called of God to create, produce, and distribute quarterly Christian education products; to deliver exemplary customer service; and to provide quality Christian educational services, which will empower God's people, especially within the Black community, to evangelize, disciple, and equip people for serving Christ, His kingdom, and church.


JUNIOR STUDENT FOLDERS, “The Jesus Connection: Downloads from Heaven” Published in 10 lesson folders by UMI (Urban Ministries, Inc.), P.O. Box 436987, Chicago, IL 60643-6987. Founder: Melvin E. Banks Sr., LittD; President and CEO: C. Jeffrey Wright, JD; Content Lead: Allen Reynolds, M.Div; Developmental Editor: Crystal Duncan. Copyright©: 2025 by UMI. All rights reserved. Printed in the United States. All proper names mentioned in this publication are fictional unless otherwise indicated. NO PART OF THIS PUBLICATION MAY BE REPRODUCED IN ANY FORM WITHOUT THE WRITTEN PERMISSION OF THE PUBLISHER. All Scripture is taken from the HOLY BIBLE, NEW INTERNATIONAL VERSION® unless otherwise indicated. Copyright: 1973, 1978, 198, 2011 by International Bible Society. Used by permission of Zondervan. All Rights Reserved. To order contact: 1-800-860-8642 or urbanministries.com.

UPDATING SOFTWARE: ACTIVITY 1



Use the clues below to fill in the blank of what God said in Genesis.

Then God said,“(1) _____ make (2) _____ in
(3) _____ image, in our likeness, so that they may (4) _____
(5) _____ the (6) _____ in the sea and the (7) _____
in the sky, over the (8) _____ and all the wild animals, and
over all the creatures that move along the (9) _____.”



UPDATING SOFTWARE: ACTIVITY 2

Have students read Psalm 8 and make lists of all the one-syllable, two-syllable, and three-syllable words.

One syllable words	Two syllable words	Three syllable words
1. <i>Lord</i>	1.	1.
2.	2.	2.
3.	3.	3.
4.	4.	4.



POST A REPLY

Finding My Purpose

Art class used to be so boring to me. My art teacher, Ms. Clements didn't give clear instructions. She said things like "use your imagination" or "be creative." That didn't help me one bit. I knew that since I was created in the image of God, I was supposed to be creative and all, but I felt so uncreative. Everyone else got started right away. My mind was blank. I could never think of anything to draw. My pencil just lay still. Then one day, something cool happened. Ms. Clements gave me some paint and a set of brushes. I had a feeling I could work with the paint. Suddenly my paper was filled with great designs. My work was alive with color. I feel creative and good about myself. Now art is my favorite subject. What happened?

Based on what you've learned about purpose, how would you reply to this post?

Signing Off

Dear God, thank You for making me in Your image. That means I am creative and intelligent. Help me use my creativity and intelligence to honor you. In Jesus' name, amen.



JUNIOR LESSON 1

FOLLOWERS OF CHRIST

STEP 1: SIGNING ON

(Background Research and Preparation for Lesson)

Scripture Study: Genesis 1:26–31

Lesson Focus: God created us for a purpose.

Suggested Materials: Junior Student Folders, UMI Craft Booklet, Application Posters, pens, paper, extra Bibles.

Bible Background

“Genesis means ‘beginning’ and in the first book of the Bible, we learn about the beginning of the world, the human race, and God’s creative activity. There were steps in God’s creation. First came light, and then water. Next, water and land were separated. Then sun, moon, and stars were made. Plants and living creatures followed. Last of all, God made humans, the highest of all His creation. Adam and Eve were the greatest witnesses to God’s creativity, intelligence, and character. Adam and Eve mirror God. He created them in His image. He gave them the capacity to love, fellowship, and be stewards of His creation.

Adam, the first man, embodied some of God’s knowledge, righteousness, and holiness. Those qualities enabled Adam to do God’s work: naming the animals and taking care of Eden, his marvelous garden home.

The Bible also tells us that God came to the garden to walk and talk with Adam and Eve. He wanted to have connection with them just as He wanted them to have connection with each other. It is important to understand that with the creation of humans, three basic relationships are established for connecting to God: 1) We must work and care for God’s creation; 2) We must connect with others; 3) We must walk and talk with God.

These three relationships reflect and express God’s image. Before sin entered the world, paradise was a place of perfect relationships with an absence of sin, disobedience, and evil—all of which destroy our relationships with God, others, and the world.

STEP 2: UPDATING

(Opening and Preparing for the Lesson)

Opening Activity

Teacher: (Give each student a sheet of paper and a pencil.) Close your eyes and draw a beautiful flower. Your flower should have eight petals, a center, a stem and four leaves. (Allow time for them to complete their drawings.)

Teacher: Open your eyes. What do you think of your drawing? (Allow time for students to respond.)

STEP 3: DOWNLOADING

(Present Activities to Communicate the Lesson Scripture)

Give students a few minutes to read the passage silently.

I Have Purpose

It was Saturday morning. Mrs. Brown wanted to finish planning the family meals for next week. Unfortunately, her daughter was distracting her.

“Rachelle, what’s the problem? You’ve been moping around this house for the past thirty minutes.”

“I’m just so bored,” Rachelle complained, as she plopped down on the sofa. “There’s nothing to do.”

Mrs. Brown thought for a moment. “Have you taken care of your room?”

“No,” said Rachelle.

“Fed the fish?” asked Mrs. Brown.

“Not yet,” said Rachelle.

“Have you at least put away your clothes?”

Rachelle shook her head.

Mrs. Brown smiled and patted her daughter’s head. “Seems to me there’s plenty for you to do. Take care of your responsibilities. Then we’ll talk about the rest of the day.”

After Rachelle did her chores, the entire family went to their church’s picnic. After everyone finished the games, it was Rachelle’s job to help serve the punch. She was proud and happy.

Mrs. Brown looked at how hard her daughter was working. She said a silent prayer, “Lord, thank you for

JUNIOR LESSON 1

Rachelle. I ask that you lead her to the purpose that she was created to do in this world. Not just today, but every day.”

What’s Trending**A Life of Purpose**

Have students take turns reading through the Bible passage. Afterwards ask them to give you the 5W’s and H (Who? What? When? Why? Where? How?) of the passage. Use your Bible background as needed.

Genesis 1:26–31, NIV—Then God said, “Let us make mankind in our image, in our likeness, so that they may rule over the fish in the sea and the birds in the sky, over the livestock and all the wild animals, and over all the creatures that move along the ground.”

27 So God created mankind in his own image, in the image of God he created them; male and female he created them.

28 God blessed them and said to them, “Be fruitful and increase in number; fill the earth and subdue it. Rule over the fish in the sea and the birds in the sky and over every living creature that moves on the ground.”

29 Then God said, “I give you every seed-bearing plant on the face of the whole earth and every tree that has fruit with seed in it. They will be yours for food.

30 And to all the beasts of the earth and all the birds in the sky and all the creatures that move along the ground—everything that has the breath of life in it—I give every green plant for food.” And it was so.

31 God saw all that he had made, and it was very good. And there was evening, and there was morning—the sixth day.

Teacher: Genesis means “beginning,” and in the first book of the Bible, we learn about the beginning of the world and the human race, and God’s creative activity. God gave man a very special job—to take care of His creation. There were steps in God’s Creation. First came light, then water. Next, water and land were separated. Then sun, moon, and stars were made. Plants and living creatures followed. Last of all, God made humans, the highest of all His creation. Taking care of this marvelous world was a great, big, creative job! Since Adam

was made in God’s image, he was well suited for the task. God also gave Adam another special responsibility. He told Adam to name the animals.

Teacher: Think about it! Deciding what to name each creature must have been a fun, creative task. Adam probably looked at each animal very carefully, thought for a while, then chose a name to fit the appearance of each creature.

Key Word for the Day

“So God created man in his own image, in the image of God he created him; male and female he created them” (Genesis 1:27, NIV).

Have students write each word of the verse in reverse order. Then they can rewrite the verse with the words written in the usual left to right order. They can repeat this process until they know the verse by heart.

STEP 4: SCROLLING**Action Time**

Have students take turns looking into a hand mirror and repeating the words “I am created in God’s image. Then have them answer the following questions: “Why do you think God created us in His own image? How does knowing God created you in His image make you feel?”

Updating Software, Activity 1

Use the pictures to fill in the blanks to complete the verses.

- | | |
|-----------|--------------|
| 1. Let us | 6. fish |
| 2. man | 7. birds |
| 3. our | 8. livestock |
| 4. rule | 9. Earth |
| 5. over | |

Updating Software, Activity 2

Have students read Psalm 8 and make lists of all the one-syllable, two-syllable, and three-syllable words.

JUNIOR LESSON 1

STEP 5: POSTING

(Next Steps for Personal Application of God's Word)

Application Poster

Present the Application Poster to the class. Have a student read the verse. Discuss how being just can help us live like Christ.

Junior Craft Packet 1

Refer to the UMI Craft Booklet for instructions on 3-D Cube Frame.

Snack Time

Use the Teacher's Guide for directions on the snack "Favorite Animal"

Game Time

Use the Teacher's Guide for directions on the game "Whole Room Handshake."

Post a Reply

Teacher: At this point in every lesson, you will have the opportunity to respond to a question that has been 'uploaded' by one of your peers. Though your answers may vary, everyone should incorporate principles from the lesson in his or her answer. Let's look at the first question. (Give students time to complete the activity).

STEP 6: SIGNING OFF

(Review and Closing)

Worship Time

Have the students think back to Letika's List. Let them know they are going to make their own lists. Have them read Psalm 8 again. This time they will make their own list of words that tell about God and His world. However, they can record more than the words that are listed in the passage. Be sure to help students who are having difficulty with the word list.

Use the *Jesus Connection Songbook* link.

Clean-Up

Engage students to assist with cleanup of areas even outside their own location.

Closing

Have the students recite this prayer: "Dear God, thank You for giving me the tools to become a creative world changer. Please help me remember that fulfilling Your purpose for me is a privilege. In Jesus' name. Amen."

TEEN

INFLUENCERS



LESSON 1



I Have Purpose

April walked into Tynisha's room wearing a scowl. "Girl, why aren't you dressed up? I don't want to be late for the youth group skate night."

Tynisha looked in the mirror, "I'm dressed up enough...what's wrong with my outfit?"

April burst out laughing, "Good one girl, you're too funny. You can do way better than what you're wearing." She walked over to Tynisha's closet and started pulling out other outfits.

Tynisha crossed her arms and asked, "Who are we trying to impress? I'm going to have fun, not to make a fashion statement."

"But don't you want boys to talk to you? Don't you want the other girls to see how cute you are?" asked April.

"No to both questions," said Tynisha, "I want to have fun with all of my friends including you. We need to focus on our purpose for this event—to represent Christ in our attitudes, clothing, and words. Right?"

"Okay...you're right," sighed April, "you got something I can wear that's attractive, demure, and mindful?"

"LOL. I got you," said Tynisha as she pulled out an outfit for April.





WHAT'S TRENDING

Genesis 1:26–31, NIV



A Life of Purpose

Genesis 1:26 Then God said, “Let us make mankind in our image, in our likeness, so that they may rule over the fish in the sea and the birds in the sky, over the livestock and all the wild animals, and over all the creatures that move along the ground.”

27 So God created man in his own image, in the image of God he created them; male and female he created them.

28 God blessed them and said to them, “Be fruitful and increase in number; fill the earth and subdue it. Rule over the fish in the sea and the birds in the sky and over every living creature that moves on the ground.”

29 Then God said, “I give you every seed-bearing plant on the face of the whole earth and every tree that has fruit with seed in it. They will be yours for food.

30 And to all the beasts of the earth and all the birds in the sky and all the creatures that move along the ground—everything that has the breath of life in it—I give every green plant for food.” And it was so.

31 God saw all that he had made, and it was very good. And there was evening, and there was morning—the sixth day.

Key Word for the Day

“So God created man in his own image, in the image of God he created him; male and female he created them” (Genesis 1:27, NIV).

UMI MISSION STATEMENT

We are called of God to create, produce, and distribute quarterly Christian education products; to deliver exemplary customer service; and to provide quality Christian educational services, which will empower God's people, especially within the Black community, to evangelize, disciple, and equip people for serving Christ, His kingdom, and church.

TEEN STUDENT FOLDERS, “The Jesus Connection: Downloads from Heaven” Published in 10 lesson folders by UMI (Urban Ministries, Inc.), P.O. Box 436987, Chicago, IL 60643-6987. Founder: Melvin E. Banks Sr., LittD; President and CEO: C. Jeffrey Wright, JD; Content Lead: Allen Reynolds, M.Div; Developmental Editor: Crystal Duncan. Copyright©: 2025 by UMI. All rights reserved. Printed in the United States. All proper names mentioned in this publication are fictional unless otherwise indicated. NO PART OF THIS PUBLICATION MAY BE REPRODUCED IN ANY FORM WITHOUT THE WRITTEN PERMISSION OF THE PUBLISHER. All Scripture is taken from the HOLY BIBLE, NEW INTERNATIONAL VERSION® unless otherwise indicated. Copyright: 1973, 1978, 198, 2011 by International Bible Society. Used by permission of Zondervan. All Rights Reserved. To order contact: 1-800-860-8642 or urbanministries.com.

UPDATING SOFTWARE: ACTIVITY 1

Fill in the blanks with the words from the box.

1. _____ to God and others He places in authority over us is the basis for stewardship.
2. An important fact is that I am created in the _____ of God.
3. It is my responsibility to be a _____ of God's creation.
4. I count it a _____ to be God's steward.
5. Teens should learn that _____ is taking care of God's business as He gives directions.
6. I thank God for _____ of choice.
7. Adam pleased God until he chose to yield to _____.
8. Since I am made in the image of God, I am _____ and _____.
9. People of today have a variety of _____; therefore they must seek God's guidance diligently.
10. My favorite Bible role model is _____ because _____.

choices
steward
temptation
obedience
privilege
stewardship
freedom
creative
image
intelligent

UPDATING SOFTWARE: ACTIVITY 2

Find the words associated with today's Scripture Passage in the word search.

R	C	E	X	E	N	W	Q	H	S	E	V	E	U	E
P	E	R	G	A	L	O	N	S	T	Y	A	U	F	C
V	K	S	E	A	U	Z	I	K	E	M	T	Z	A	N
Z	C	L	P	A	M	S	H	T	W	N	A	L	I	E
L	F	L	B	O	T	I	G	V	A	J	B	H	Z	I
S	C	I	X	E	N	I	B	Q	R	T	V	B	W	D
Y	G	X	W	C	B	S	V	P	D	G	P	X	D	E
G	X	A	P	I	Z	E	I	E	S	T	K	M	K	B
B	R	W	C	M	M	S	J	B	H	K	C	V	E	O
D	U	C	N	Q	Z	Z	X	R	I	M	H	Q	S	T
G	C	A	C	P	P	C	K	T	P	L	O	O	P	F
T	N	E	G	I	L	L	E	T	N	I	I	L	B	J
P	R	I	V	I	L	E	G	E	G	P	C	T	E	P
M	O	D	E	E	R	F	Z	O	H	N	E	S	Y	B
T	H	B	F	Z	D	L	Q	L	T	U	S	D	I	X

CHOICES
CREATIVE
FREEDOM
IMAGE
INTELLIGENT
OBEDIENCE
PRIVILEGE
RESPONSIBILITY
STEWARD
STEWARDSHIP
TEMPTATION



POST A REPLY

Finding My Purpose

I believe the God has a purpose for creating each of us differently. Yet, sometimes I struggle with being born black. It seems like people of other skin colors have it much easier than me. My mom is always saying for me to be careful when I'm hanging out with my friends. She says for me to watch what I see and do when police officers are around. In school, I usually the one black student that has to answer all the questions about "my people." I feel like I'm treated differently than my classmates.

If God created me with a purpose, what is it? How can I really be who He called me to be with all this drama?

Based on what you've learned about purpose, how would you reply to this post?

Signing Off

Dear God, thank you for giving me the tools to become a creative world changer. Please help me remember that fulfilling your purpose for me is a privilege, not a punishment. In Jesus' name. Amen.

TEEN LESSON 1

INFLUENCERS FOR CHRIST



STEP 1: SIGNING ON

(Background Research and Preparation for Lesson)

Scripture Study: Genesis 1:26–31

Lesson Focus: Teens will learn that God created man in His image to be stewards of His creation; teens will learn that stewardship is a privilege and a responsibility.

Suggested Materials: Teen Student Folders, Teen Teacher Resource Kit, UMI Craft Booklet, Application Posters, pens, paper, extra Bibles, cups.

Bible Background

The book of Genesis is the Bible book of beginnings. It gives an account of how our world and its inhabitants came into existence. The Bible says of creation that God simply said, “Let there be,” and it came to be.

God gave life where there was no life. The first man, Adam, was formed from the dust of the ground. The first woman, Eve, was formed from Adam’s rib.

“In the beginning, God created the heavens and the earth” is a statement we can receive by faith. Only God creates; man simply works with what God created.

God said, “Let us make man in our image, according to our likeness.” He then gave man the job of taking care of His world. The world and its beauty are to be enjoyed by man, but with this enjoyment comes responsibility.

Humans were told to have dominion (power) over the fish of the sea, the birds that fly, the animals, and all of nature. Humans are accountable to God for his stewardship. No one can have the luxury of being lazy about using his or her body or mind for selfish purposes or allowing others to misuse and abuse him or her.

STEP 2: UPDATING

(Opening and Preparing for the Lesson)

Opening Activity

Teacher: “The Bible says that we were created in the image of God. What does that mean?” (Allow sufficient time for response.)

Teacher: “Can anyone explain what stewardship is?” (If students are having difficulty, explain that a steward is a person who is in charge of property that belongs to

another person, so stewardship is the act of caring for another person’s property.)

Teacher: “It is crucial for you to understand that God has gifted us with creativity and intelligence in order to prepare us to have dominion (or responsibility) over His creation. Would your parents have you pay a bill without giving you the money? Would they tell you to go visit another city without making detailed plans in advance? God does not give us a job to do without also giving us the intelligence to do it. We must put forth the effort to develop what He has given us.”

STEP 3: DOWNLOADING

(Present Activities to Communicate the Lesson Scripture)

Give students a few minutes to read the passage silently.

Story: I Have Purpose

April walked into Tynisha’s room wearing a scowl. “Girl, why aren’t you dressed up? I don’t want to be late for the youth group skate night.”

Tynisha looked in the mirror, “I’m dressed up enough... what’s wrong with my outfit?”

April burst out laughing, “Good one girl, you’re too funny. You can do way better than what you’re wearing.” She walked over to Tynisha’s closet and started pulling out other outfits.

Tynisha crossed her arms and asked, “Who are we trying to impress? I’m going to have fun, not to make a fashion statement.”

“But don’t you want boys to talk to you? Don’t you want the other girls to see how cute you are?” asked April.

“No to both questions,” said Tynisha, “I want to have fun with all of my friends including you. We need to focus on our purpose for this event—to have a good time and be with other people from church. Right?”

“Okay...you’re right,” sighed April, “you got something I can wear that’s very cute and very mindful?”

“I got you,” said Tynisha as she pulled out an outfit for April.

Teacher: “April and Tynisha have completely different points of view. Which point of view is similar to yours?” (Allow time for students to engage in discussion.)

TEEN LESSON 1

Teacher: “If we believe we are made in God’s image, we should be proud of our likeness, regardless of our appearance.” (You may also want to discuss the difference between dressing appropriately and dressing to gain or maintain an image.)

What’s Trending A Life of Purpose

Teacher: Have students take turns reading through the Bible passage? Afterwards ask them to give you the 5W’s and H (Who? What? When? Why? Where? How?) of the passage. Use your Bible background as needed.

Genesis 1:26–31, NIV—Then God said, “Let us make mankind in our image, in our likeness, so that they may rule over the fish in the sea and the birds in the sky, over the livestock and all the wild animals, and over all the creatures that move along the ground.” **27** So God created mankind in his own image, in the image of God he created them; male and female he created them. **28** God blessed them and said to them, “Be fruitful and increase in number; fill the earth and subdue it. Rule over the fish in the sea and the birds in the sky and over every living creature that moves on the ground.” **29** Then God said, “I give you every seed-bearing plant on the face of the whole earth and every tree that has fruit with seed in it. They will be yours for food. **30** And to all the beasts of the earth and all the birds in the sky and all the creatures that move along the ground—everything that has the breath of life in it—I give every green plant for food.” And it was so. **31** God saw all that he had made, and it was very good. And there was evening, and there was morning—the sixth day.

Key Word for the Day

“So God created man in his own image, in the image of God he created him; male and female he created them” (Genesis 1:27, NIV).

Before class print the memory verse on several sheets of paper. Cut out the words and fold all papers before placing them in a cup. Have each student pull out a word. When every student has received a word, they should try to arrange themselves in the correct order.

STEP 4: SCROLLING

Action Time

Teacher: “What would you say if I told you I firmly believe that all work is both a responsibility and a privilege?” (Try to encourage the class’ comments. Don’t be surprised if you get negative comments regarding work.)

Teacher: “Are there any other means of survival than work? If so, what are they?” (Allow time for students to respond.)

Teacher: “Do you realize that cities and nations were built through hard work? Work is the only means of reaching certain goals. If you want something in life, you have to work for it. Work is a responsibility because we are stewards of God’s creation. Work is a privilege because we are endowed with mental and physical abilities unlike and superior to all other forms of life. The human body has hands, feet, muscles, brain, etc., all of which, when coordinated can accomplish some pretty amazing things. We can have dominion (power) as God has planned it.”

Teacher: “Why are you here? What is your God-given purpose? How can you go about fulfilling your purpose?” (Allow time for discussion.)

Teacher: “It’s never too early to make plans to continue your education after high school. Think about the things you enjoy doing and the things you do well. You can easily combine your interests and talents to fulfill your purposes.” (Allow time for discussion.)

Updating Software, Activity 1

Fill in the blanks with the words from the box. Students will supply their own answers to number 10.

1. **Obedience** to God and others He places in authority over us is the basis for stewardship.
2. An important fact is that I am created in the **image** of God.
3. It is my responsibility to be a **steward** of God’s creation.
4. I count it a **privilege** to be God’s steward.
5. Teens should learn that **stewardship** is taking care of God’s business as He gives directions.
6. I thank God for **freedom** of choice.
7. Adam pleased God until he chose to yield to **temptation**.

TEEN LESSON 1

8. Since I am made in the image of God, I am **creative** and **intelligent**.

9. People of today have a variety of **choices**; therefore they must seek God's guidance diligently.

10. My favorite Bible role model is **answers will vary** because **answers will vary**.

Updating Software, Activity 2

Find the words associated with today's Scripture Passage in the word search.

R	C	E	+	+	N	+	+	+	S	+	+	+	+	E
+	E	R	G	+	+	O	+	+	T	+	+	+	+	C
+	+	S	E	A	+	+	I	+	E	+	+	+	+	N
+	+	+	P	A	M	S	+	T	W	+	+	+	+	E
+	+	+	+	O	T	I	+	+	A	+	+	+	+	I
+	+	+	+	E	N	I	+	+	R	T	+	+	+	D
+	+	+	W	+	+	S	V	+	D	+	P	+	+	E
+	+	A	+	+	+	+	I	E	S	+	+	M	+	B
+	R	+	+	+	+	+	+	B	H	+	C	+	E	O
D	+	+	+	+	+	+	+	+	I	+	H	+	+	T
+	+	+	+	+	+	+	+	+	P	L	O	+	+	+
T	N	E	G	I	L	L	E	T	N	I	I	+	+	+
P	R	I	V	I	L	E	G	E	+	+	C	T	+	+
M	O	D	E	E	R	F	+	+	+	+	E	+	Y	+
+	+	+	+	+	+	+	+	+	+	+	S	+	+	+

STEP 5: POSTING

(Next Steps for Personal Application of God's Word)

Application Poster

Refer to the Application Poster. Discuss how being just is being like Christ. Have teens discuss ways they are already living just lives and ways they can improve.

Teen Craft Packet

Refer to the UMI Craft Booklet for instructions on "Embossed Foil Frames."

Snack Time

Turn to page 5 in the Teacher's Guide for directions on the snack "Favorite Animal" home. Send student folders and crafts home.

Game Time

Turn to page 8 in the Teacher's Guide for Directions for Directions on Part 1 of "The Jesus Connection Games."

Post a Reply

Teacher: "At this point in every lesson, you will have the opportunity to respond to a question that has been 'uploaded' by one of your peers. Though your answers may vary, everyone should incorporate principles from the lesson in his or her answer. Let's look at the first question." (Give the students time to complete the activity.)

STEP 6: SIGNING OFF

(Review and Closing)

Worship Time

Remind students that it is especially important for them to remember that they are made in God's image and have a purpose in life. They must accept God's call not only for their own good, but for the good of all of creation. God has given them the creativity and the intelligence to help them complete their tasks and to make a difference in the world. They can become inventors, artists, singers, writers-the options are unlimited. When they use their God given talents, they glorify God and prove themselves to be effective stewards.

Use the *Jesus Connection Songbook* and downloadable music.

Clean-Up

This is a good time to begin the groundwork for teaching skills of neatness and cooperation. Tell the students that they can be God's helpers.

Closing

Have the students recite this prayer: "Dear God, thank You for giving me the tools to become a creative world changer. Please help me remember that fulfilling Your purpose for me is a privilege, not a punishment. In Jesus' name. Amen."



COURSE OVERVIEW

*"ALL PRAISE TO GOD, THE FATHER OF OUR LORD
JESUS CHRIST, WHO HAS BLESSED US WITH EVERY
SPIRITUAL BLESSING IN THE HEAVENLY REALMS
BECAUSE WE ARE UNITED WITH CHRIST."*

(EPHESIANS 1:3, NLT)

Theme Focus: Students will learn about figures from the Bible to identify character traits that will help them live in fellowship with Jesus and others.

DAY	TRENDING	PROFILE	BACKGROUND	SPOTLIGHT	KEY WORD
1	A Life of Purpose	Adam	Genesis 1:26–31	God created us for a purpose.	Genesis 1:27
*2	Integrity Brings Blessings	Daniel	Daniel 1:8–15	God helps us to be people of integrity.	Daniel 1:8
*3	Prayer Makes a Difference	Asa	2 Chronicles	God hears and answers our prayers.	2 Chronicles 14:11b
4	Courage Stands Up	Esther	Esther 4:9–16	God causes us to be people of courage.	Esther 4:16
5	Take Action	Ebed-Melek	Jeremiah 38:6–13	God moves us to action in helping others.	Jeremiah 38:13a
*6	Witness for Jesus	John the Baptist	John 1:29–37	God gives us a testimony to share with others.	John 1:29b
7	Forgiven Completely	Peter	Luke 22:54–62	God forgives and cleanses us from all of our sins.	Luke 22:61
*8	Service Counts	Simon of Cyrene	Luke 23:18–26	God provides service to to people through us.	Luke 23:26
*9	Loyalty Matters	Mary Magdalene	John 20:11–18	God gives us the strength to be loyal.	John 20:15b
10	Knowledge has Power	Ethiopian Eunuch	Acts 8:27–38	God will lead us to knowledge and truth.	Acts 8:35

10 complete lessons for a 5-day or 10-day program

*Recommended for a 5 day program

